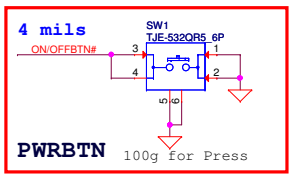
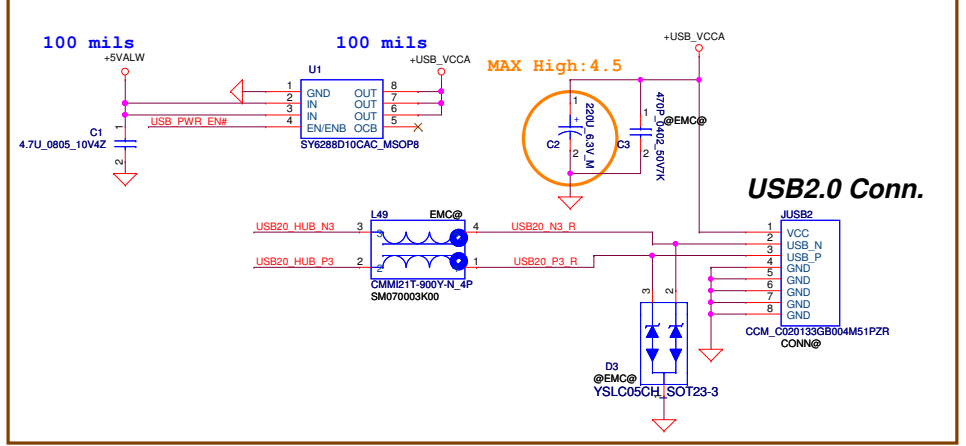
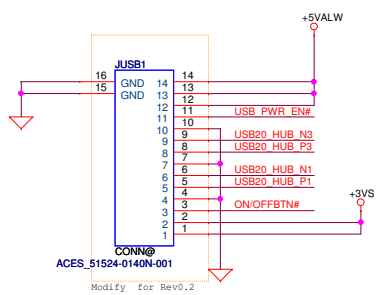


**MODEL NAME:** Z5W1M  
**PCB NAME:** LS-B471P IO/B  
**COMPAL P/N:** DA60016G010  
**REVISION:** 1.0  
**DATE:** 2014/03/13

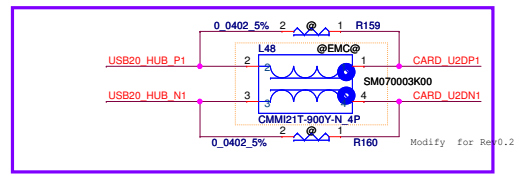
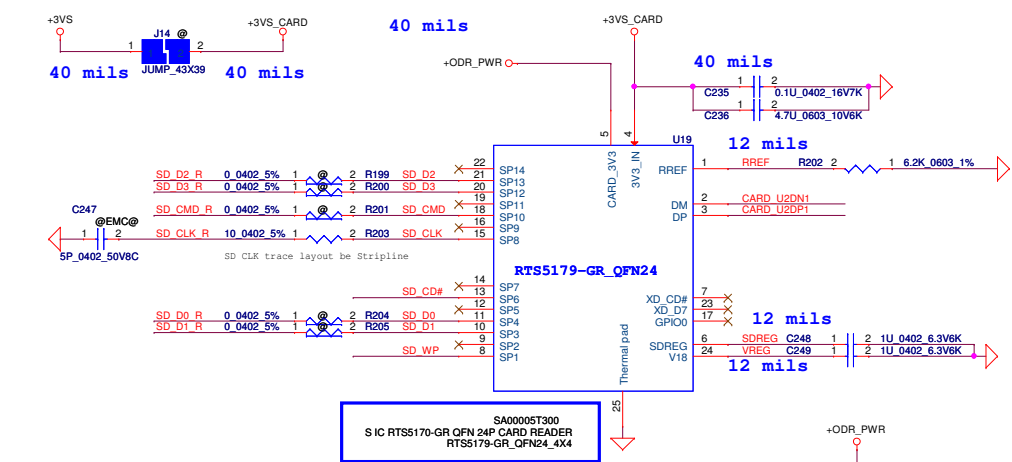
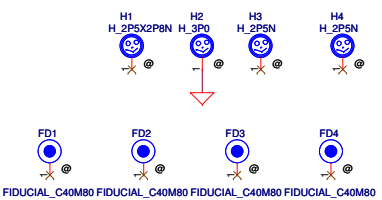
Part Number	Description
DA60016G000	PCB 16H LS-B471P REV0 IO/B
LSB471_PCB	

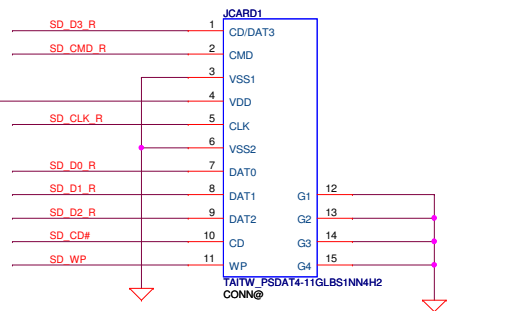
Part Number	Description
NBX0001N800	FFC 14P G P1 PAD=0.65 125MM IO/B-MB 16H
LSB471_FFC	



## Card Reader



Pin No.	Name
1	CD/DAT3
2	CMD
3	VSS
4	VDD
5	CLK
6	VSS
7	DAT0
8	DAT1
9	DAT2
10	CD Pin (Normal open)
11	WP Pin (Normal open)



Vinafix

Version Change List ( P. I. R. List )

Page 1

Item	Page#	Title	Date	Request Owner	Issue Description	Solution Description	Rev.
1	P.01		01/10	HW	JUSB1 footprint to small	Update connector to use SP021401080	0.2
2	P.02		01/10	HW	USB netname use from Z5W1H	Change netname from USB20_N2 to USB20_HUB_N3	0.2
3						Change netname from USB20_P2 to USB20_HUB_P3	0.2
4						Change netname from USB20_N7 to USB20_HUB_N1	0.2
5						Change netname from USB20_P7 to USB20_HUB_P1	0.2
6						Change netname from USB20_N2_R to USB20_N3_R	0.2
7						Change netname from USB20_P2_R to USB20_P3_R	0.2
8						Change netname from CARD_U2DN7 to CARD_U2DN1	0.2
9						Change netname from CARD_U2DP7 to CARD_U2DP1	0.2
10	P.01		01/13	HW	JUSB1 pin define different with before	JUSB1 pin define swap.	0.2
11	P.01		01/13	HW	EMC uppop label not correct	Change XEMC@ to @EMC@.	0.2
12	P.01		01/13	HW	EMI request change material	From SM070001E00 to SM070003K00.	0.2
13	P.01		02/17	HW	ME/PE request	Add white area on PCB place.	0.3
14	P.01		02/17	HW	ME USB port look issue	Modify PCB board outline.	0.3
15	P.01		02/17	HW	ME issue	Change board bare copper area	0.3
16	P.01		02/21	HW	ESD request	Add bare copper area close SW1.	0.3
17	P.01		03/13	HW	Cost down	Remove R206 & C250.	1.0
18	P.01		03/13	HW	DFX request	Add 45" PN for world description.	1.0
19							
20							
21							
22							
23							
24							

Security Classification

Compal Secret Data

Issued Date

2011/08/31

Deciphered Date

2012/08/31

THIS SHEET OF ENGINEERING DRAWING IS THE PROPRIETARY PROPERTY OF COMPAL ELECTRONICS, INC. AND CONTAINS CONFIDENTIAL INFORMATION. IT IS NOT TO BE REPRODUCED, COPIED, OR TRANSMITTED IN ANY FORM OR BY ANY MEANS, WITHOUT THE WRITTEN CONSENT OF COMPAL ELECTRONICS, INC.

Bay Trail

Document Number

EE P.I.R (1)

Customer

Bay Trail M LA-B511P

Rev

1.0

Date

Thursday, March 13, 2014

Sheet

2

of

2

http://www.vinafix.vn